



COCSIT

Remedial Attendance
2016 - 2017

Semester I / II / III / IV

Name of Lecturer : Mr. S. R. Mane


Department : Comp Software Engineering

Class and Division : B.Sc. SE FY Semester : I

Subject : Statistical Techniques in Computer Science

TIME TABLE

Day/Time	Theory					Practical			
						8:00 To 10:15	10:30 To 12:45	1:00 To 3:15	3:30 To 5:45
Monday									
Tuesday									
Wednesday									
Thursday									
Friday									
Saturday									
Sunday									


Principal
I/C. PRINCIPAL
College of Computer Science
and Information Technology, Latur

Royal Education Society's
COLLEGE OF COMPUTER SCIENCE AND INFORMATION TECHNOLOGY, LATUR.

ATTENDANCE Month March-17 Sign. e

Roll No.	Name of Student	7	8	9	10	11	13	14	15	16
1	BANATE POOJA HANMANTRAO	A	1	2	3	4	5	6	7	8
2	BULBULE KRANTI BHALCHANDRA	1	2	3	A	4	5	6	7	8
3	CHILLE AKASH OMPRAKASH	1	A	2	3	A	4	5	6	A
4	CHINCHOLE MANTESH GHALEPPA	1	2	3	4	5	6	A	7	8
5	DHABALE RESHMA SHIVRAJ	A	A	A	A	A	A	A	A	A
6	GAIKWAD MAHESHKUMAR UDDHAVRAO	1	2	A	3	4	A	5	6	A
7	GUTTE SHANKAR YADAV	1	2	3	A	A	4	5	6	7
8	HOLKAR SHUBHANGI PRAKASH	1	A	A	2	3	A	A	A	A
9	JADHAV RUSHIKESH CHANDRAKANT	1	2	3	A	4	5	A	6	7
10	KAMBLE HEMANT RATANRAO	A	A	A	A	A	A	A	A	A
11	KAMEGAONKAR BHUMIKA NAGSEN	A	A	A	A	1	2	3	A	A
12	KOKATE ONKAR RAMDAS	1	2	3	4	5	A	6	7	8
13	MADARGAVE ABHISHEK VENKAT	A	A	1	2	A	A	A	A	A
14	MORE AJAY NANDKUMAR	1	2	A	A	A	A	A	A	A
15	NACHPALLE AMIT RAMESH	A	A	A	A	A	A	A	A	A
16	PADILE SHASHIKANT MAROTI	1	2	3	A	4	5	6	A	7
17	PANCHAL RAVINDRA GANESH	1	A	2	3	4	5	A	6	7
18	PATIL SUJIT SHEKHAR	1	2	A	3	4	A	5	6	A
19	PAWAR GANESH VYANKATRAO	A	A	A	A	A	A	A	A	A
20	PAWAR YOGESH BALAJI	1	2	3	4	A	5	6	A	A
21	PIMPALKAR SIDDHANT ZUMBAR	1	2	A	A	A	A	A	3	4
22	SAUDAGAR JUNED ABDUL RAJAK	A	A	A	A	A	A	A	A	A
23	SAYYED SUFIYA MAHAMADALI	1	2	3	4	5	6	7	8	9
24	SURYAWANSHI PRAJKA DEEPAK	1	2	3	4	5	A	6	7	8
25	TALWARE DHIRAJ PRAKASH	1	A	2	3	4	5	6	A	7
26	WAGHMARE AKASH YASHVANT	1	2	3	A	4	5	A	6	7
27										
28										
29										
30										
31										
32										

Royal Education Society's
COLLEGE OF COMPUTER SCIENCE AND INFORMATION TECHNOLOGY, LATUR.

ATTENDANCE Month March-17 Sign. e

Roll No.	17	18	20	21	22	23	24	25	27	28	29	30	31	Total Attendance	% Attendance
1	7	8	9	A	A	A	10	11	12	13	14	15	16	16	72.7
2	9	10	11	12	13	14	15	16	17	18	19	20	21	21	95.7
3	A	A	7	8	9	10	11	12	13	14	A	A	15	15	68.7
4	9	10	11	12	13	14	15	16	17	18	19	20	21	21	95.7
5	A	A	A	A	A	A	A	A	A	A	A	A	A	0	0.7
6	7	8	9	10	A	11	12	13	14	15	16	17	18	18	81.7
7	8	9	A	10	11	12	A	13	14	15	A	16		16	72.7
8	A	A	A	A	4	5	6	7	8	9	10	11	12	12	54.7
9	8	9	10	11	A	A	12	13	A	14	15	16		16	72.7
10	A	A	A	A	A	A	A	A	A	A	A	A	A	0	0.7
11	4	5	A	6	7	8	9	10	A	11	12	13	14	14	63.7
12	9	10	11	12	13	14	15	16	17	18	19	20	21	21	95.7
13	A	A	A	A	A	A	A	A	A	A	A	A	A	2	9.7
14	3	A	A	A	A	A	A	A	A	A	A	A	A	3	13.7
15	A	A	A	A	A	A	A	A	A	A	A	A	A	0	0.7
16	8	9	10	11	A	12	13	14	15	A	16	17	18	18	81.7
17	8	9	10	11	12	13	A	14	15	16	17	18	19	19	86.7
18	A	7	8	9	10	11	12	A	13	14	A	15	16	16	72.7
19	A	A	A	A	A	A	A	A	A	A	A	A	A	0	0.7
20	A	A	A	7	8	9	10	A	A	11	A	A	12	12	54.7
21	5	6	A	A	A	A	A	A	A	7	8	9	10	10	45.7
22	A	A	A	A	A	A	A	A	A	A	A	A	A	0	0.7
23	10	11	12	13	14	15	16	17	18	19	20	21	22	22	100.7
24	9	10	11	12	13	14	15	16	17	18	19	20	21	21	95.7
25	A	8	9	10	A	11	12	13	A	14	15	16		16	72.7
26	8	9	10	A	11	12	A	13	A	14	15	16	A	16	72.7



COCSIT

Remedial Attendance
2016 - 2017

Semester I / II / III / IV

Name of Lecturer : me. I. A. Patil

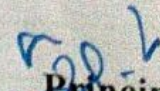
Department : Biotechnology

Class and Division : B.Sc. BT FY Semester : I

Subject : Basics of Biosciences

TIME TABLE

Day/Time	Theory					Practical			
						8:00 To 10:15	10:30 To 12:45	1:00 To 3:15	3:30 To 5:45
Monday									
Tuesday									
Wednesday									
Thursday									
Friday									
Saturday									
Sunday									


Principal
I/C, PRINCIPAL
College of Computer Science
and Information Technology, Latur

ATTENDANCE Month

March-17

Sign.

Prasad

Roll No.	Name of Student	Attendance								
		07/03	08/03	09/03	10/03	11/03	13/03	14/03	15/03	16/03
1	BHALERAO KUNAL SUBHASH	1	2	3	4	5	6	7	8	9
2	GAIKWAD PRADUMN TUKARAM	1	2	A	3	4	5	6	A	7
3	GUNALE REVATI BHANDUR	1	2	3	4	A	5	6	7	A
4	GURAV RUSHIKESH HINGALA	1	2	3	4	5	6	7	8	9
5	HANGE TUKARAM VAJNATH	1	2	3	A	4	5	6	A	7
6	JADHAV ATUL LIMBRAJ	A	A	1	2	A	3	A	4	A
7	KARDILE PALLAVI GOVINDRAO	1	A	2	3	4	5	6	7	8
8	KHALANGRE VISHAL VYANKATRAO	A	2	3	A	A	A	3	4	5
9	KHURESHI NAJIB ABDULHAMIDSAB	A	1	2	3	4	A	A	A	A
10	SOLUNKE MAHESH PRAHLAD	1	2	3	A	A	4	5	6	A
11										
12										
13										
14										
15										
16										
17										
18										
19										
20										
21										
22										
23										
24										
25										
26										
27										
28										
29										
30										
31										
32										

ATTENDANCE Month

March-17

Sign.

Prasad

Roll No.	Name of Student	Attendance																												Total Attendance	% Attendance
		17/03	18/03	19/03	20/03	21/03	22/03	23/03	24/03	25/03	26/03	27/03	28/03	29/03	30/03	31/03	01/04	02/04	03/04	04/04	05/04	06/04	07/04	08/04	09/04	10/04	11/04	12/04			
01		9	10	11	12	13	14	15	16	17	18	19	20	21	22	23	24	25	26	27	28	29	30	31	01	02	03	04	05		
02		8	9	A	10	A	11	12	A	13	14	A	15	16	17																
03		8	A	A	A	9	10	A	A	11	12	13	14	15																	
04		10	11	12	13	14	15	16	17	18	19	20	21	22																	
05		8	A	A	9	A	10	11	12	A	13	14	15	A																	
06		5	6	7	A	A	8	9	10	A	11	A	A	12																	
07		9	10	A	11	12	A	13	A	14	A	15	A	A																	
08		A	6	A	A	7	8	9	10	A	11	A	12	A																	
09		5	A	A	6	A	7	8	9	A	10	A	11	A																	
10		A	7	A	A	8	9	10	A	A	11	12	13	A																	



COCSIT

Remedial Attendance
2016 - 2017

Semester I / II / III / IV

Name of Lecturer : Ms. L. R. Hawale

Department : Computer Science - Software Engineering

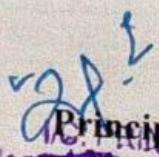
Class and Division : B.Sc. SE FY

Semester : I

Subject : Fundamental of Digital Logic

TIME TABLE

Day/Time	Theory					Practical			
						8:00 To 10:15	10:30 To 12:45	1:00 To 3:15	3:30 To 5:45
Monday									
Tuesday									
Wednesday									
Thursday									
Friday									
Saturday									
Sunday									


Principal
College of Computer Science
and Information Technology, Latur

Royal Education Society's
COLLEGE OF COMPUTER SCIENCE AND INFORMATION TECHNOLOGY, LATUR

ATTENDANCE Month March-19 Sign. [Signature]

Roll No.	Name of Student	07	08	09	10	11	13	14	15	16
1	BAOWAN ATIK JABBARMIYA	1	2	3	4	5	6	7	8	9
2	CHINCHOLE MANTESH GHALEPPA	1	2	A	3	4	5	A	6	7
3	DEVANE SOHLI NAWAB	1	2	3	4	5	6	7	8	9
4	DHABALE RESHMA SHIVRAJ	A	A	A	A	A	A	A	A	A
5	GAIKWAD MAHESHKUMAR UDDHAVRAO	1	2	3	4	5	6	7	8	9
6	HOLKAR SHUBHANGI PRAKASH	1	2	3	4	5	A	6	7	8
7	KAMBLE HEMANT RATANRAO	1	A	2	3	4	5	6	7	8
8	KAMEGAONKAR BHUMIKA NAGSEN	A	A	A	A	A	A	A	A	A
9	KOKATE ONKAR RAMIDAS	1	2	3	4	5	6	A	7	8
10	MADARGAVE ABHISHEK VENKAT	1	A	A	2	3	A	A	A	A
11	MORE AJAY NANDKUMAR	1	2	A	A	A	A	3	4	5
12	NACHPALLE AMIT RAMESH	A	A	1	2	A	A	A	A	A
13	PADLE SHASHIKANT MAROTI	1	2	A	A	A	A	3	4	5
14	PANCHAL RAVINDRA GANESH	A	A	1	2	3	4	5	A	A
15	PATIL SUJIT SHEKHAR	1	2	3	A	A	A	4	5	6
16	PAWAR GANESH VYANKATRAO	A	A	A	A	A	A	A	A	A
17	PAWAR YOGESH BALAJI	1	2	A	3	4	A	5	6	A
18	PIMPALKAR SIDDHANT ZUMBAR	1	A	A	A	A	A	A	A	A
19	RATHODE AUDUMBAR VITTHAL	1	2	3	4	5	6	7	8	9
20	SAUDAGAR JONED ABDUL RAJAK	A	A	A	A	A	A	A	A	A
21	SHAIKH NISHAT HAMID	1	2	3	4	5	A	A	7	8
22	SOLAPURKAR ADITI ABHIJIT	1	2	3	4	5	6	7	8	9
23	SONTAKKE VIJAYKUMAR VAJINATH	1	2	3	4	5	6	7	8	9
24	SONYANE SAYALI PRAVIN	1	2	3	4	5	6	7	8	9
25	SURYAWANSHI VINAYAK RAJENDRA	1	2	3	4	5	6	7	8	9
26	TALWARE DHIRAJ PRAKASH	1	2	A	3	4	5	6	7	8
27	WAGHMARE ABHIJEET BALAJI	1	2	3	4	5	6	A	7	8
28	WAGHMARE AKASH YASHVANT	1	2	3	4	5	6	7	8	9
29										
30										
31										
32										

ATTENDANCE Month March-19 Sign. [Signature]

Roll No.	17	18	19	20	21	22	23	24	25	26	27	28	Total Attendance	% Attendance																	
1	10	11	12	13	14	15	16	17	18	19	20	21	22	23	24	25	26	27	28												
2	8	9	A	10	11	12	13	14	15	16	17	18	19	20	21	22	23	24	25	26	27	28									
3	A	10	11	12	13	14	15	16	17	18	19	20	21	22	23	24	25	26	27	28											
4	A	A	A	A	A	A	A	A	A	A	A	A	A	A	A	A	A	A	A	A	A	A									
5	A	8	9	10	11	12	13	14	15	16	17	18	19	20	21	22	23	24	25	26	27	28									
6	9	10	11	12	13	14	15	16	17	18	19	20	21	22	23	24	25	26	27	28											
7	8	9	10	11	12	13	14	15	16	17	18	19	20	21	22	23	24	25	26	27	28										
8	A	A	A	A	A	A	A	A	A	A	A	A	A	A	A	A	A	A	A	A	A	A									
9	10	11	12	13	14	15	16	17	18	19	20	21	22	23	24	25	26	27	28												
10	4	5	6	7	8	9	10	11	12	13	14	15	16	17	18	19	20	21	22	23	24	25	26	27	28						
11	6	A	A	7	8	9	10	A	A	A	A	A	A	A	A	A	A	A	A	A	A	A	A	A	A						
12	A	A	A	A	A	A	A	A	A	A	A	A	A	A	A	A	A	A	A	A	A	A	A	A	A						
13	A	A	A	A	A	A	A	A	A	A	A	A	A	A	A	A	A	A	A	A	A	A	A	A	A						
14	A	6	7	8	9	10	11	A	A	A	12	13	14	15	16	17	18	19	20	21	22	23	24	25	26	27	28				
15	7	8	9	A	A	A	10	11	12	13	A	14	15	16	17	18	19	20	21	22	23	24	25	26	27	28					
16	A	A	A	A	A	A	A	A	A	A	A	A	A	A	A	A	A	A	A	A	A	A	A	A	A	A	A				
17	7	8	9	10	A	A	A	11	12	13	A	14	15	16	17	18	19	20	21	22	23	24	25	26	27	28					
18	A	A	A	A	A	A	A	A	A	A	A	A	A	A	A	A	A	A	A	A	A	A	A	A	A	A	A				
19	10	11	12	13	14	15	16	17	18	19	20	21	22	23	24	25	26	27	28												
20	A	A	A	A	A	A	A	A	A	A	A	A	A	A	A	A	A	A	A	A	A	A	A	A	A	A	A				
21	9	10	11	12	13	14	15	16	17	18	19	20	21	22	23	24	25	26	27	28											
22	10	11	12	13	14	15	16	17	18	19	20	21	22	23	24	25	26	27	28												
23	9	10	11	12	13	14	15	16	17	18	19	20	21	22	23	24	25	26	27	28											
24	10	11	12	13	14	15	16	17	18	19	20	21	22	23	24	25	26	27	28												
25	9	10	11	12	13	14	15	16	17	18	19	20	21	22	23	24	25	26	27	28											
26	7	8	9	10	11	A	12	13	14	15	16	A	17	18	19	20	21	22	23	24	25	26	27	28							
27	10	11	12	A	13	14	15	16	17	18	19	20	21	22	23	24	25	26	27	28											
28	9	10	11	12	13	14	15	16	17	18	19	20	21	22	23	24	25	26	27	28											



COCSIT

Remedial Attendance
2016 - 2017

Semester I / II / III / IV

Name of Lecturer : Ms. Sameer Shilsh

Department : Computer Application

Class and Division : BCA Semester : I

Subject : Web Technology

TIME TABLE

Day/Time	Theory				Practical			
					8:00 To 10:15	10:30 To 12:45	1:00 To 3:15	3:30 To 5:45
Monday								
Tuesday								
Wednesday								
Thursday								
Friday								
Saturday								
Sunday								

52-6
Principal
I/C. PRINCIPAL
College of Computer Science
and Information Technology, Latur

ATTENDANCE Month March-19 Sign. _____

Roll No.	Name of Student	07	08	09	10	11	13	14	15	16
1	BASLE ZAID MOHD GAUS	A	1	2	3	4	A	5	6	7
2	BHUTEKAR SHUBHAM DILIP	A	A	A	2	3	4	5	6	7
3	BIRLE SHIVRAM BALAJI	1	2	3	4	A	5	6	7	A
4	CHINCHOLE KALYANI VAJINATH	1	2	3	4	A	5	6	7	A
5	DATT PRAKISHA SATISH	1	2	A	3	4	5	6	7	8
6	DEDE KRUSHNA BHAUSAHER	1	A	2	3	A	4	5	6	7
7	DEDE UMESH VILAS	1	2	A	3	4	5	6	7	8
8	DESHMUKH MAHESH BHARAT	1	2	3	A	4	5	6	7	8
9	DESHMUKH RAM NAVNATH	1	A	2	3	A	4	5	6	7
10	DIGE ANUJA ANIL	1	2	3	A	4	5	6	7	A
11	HINGE RAMANAND BIBHISHAN	A	1	2	3	4	5	6	7	8
12	IBITDAR ARJUN GANGADHAR	1	2	3	A	4	5	6	7	8
13	JADHAV KSHITITIA PRATAP	1	A	2	3	4	5	6	7	8
14	KHADKE TRUPTI VISHWANATH	A	1	2	3	4	5	6	7	8
15	KISWE SUREAJ RAJENDRA	1	A	1	2	3	4	5	6	7
16	KORKE BASWARAJ GUNDAPPA	1	2	3	A	4	5	6	7	8
17	KURKUT SAURABH SANTOSH	1	2	3	A	4	5	6	7	8
18	MACHKATE SHUBHAM WAGHAWBAR	A	1	2	3	4	5	6	7	8
19	MANDALE VISHAL BALAJI	1	2	3	A	4	5	6	7	8
20	MANE RAKUMAR JAYSING	1	A	2	3	4	5	6	7	8
21	MANIYAR GAUS RAZZAK	1	2	3	4	5	6	7	8	9
22	MOHITE AKASH PRAKASH	A	1	2	3	4	5	6	7	8
23	MUGLE VISHAL DAYANAND	1	2	3	A	4	5	6	7	8
24	NAGARGOJE PRIYA GANGADHAR	1	2	3	A	4	5	6	7	8
25	PATEL AATIF RAFIQUE	A	1	2	3	4	5	6	7	8
26	PATEL ASMA MID SHAABIR	1	2	3	A	4	5	6	7	8
27	PATILK UDHIDAV UMESH	1	2	3	A	4	5	6	7	8
28	PAWAR AJAY BALBHIM	1	A	2	3	4	5	6	7	8
29	PAWAR KAILAS GANGADHAR	1	2	3	A	4	5	6	7	8
30	SAUDAAGAR MUBASHIR MUZAMMIL	1	2	3	A	4	5	6	7	8
31	SAYYED ALTAB AABED	1	2	3	4	5	6	7	8	9
32	SHAIKH ABDULLA KHAJAMIYA	1	A	2	3	4	5	6	7	8

ATTENDANCE Month March-19 Sign. _____

Roll No.	Attendance	%
17	19	86%
18	19	86%
19	19	86%
20	19	86%
21	19	86%
22	19	86%
23	19	86%
24	19	86%
25	19	86%
26	19	86%
27	19	86%
28	19	86%
29	19	86%
30	19	86%
31	19	86%
32	19	86%
33	19	86%
34	19	86%
35	19	86%
36	19	86%
37	19	86%
38	19	86%
39	19	86%
40	19	86%
41	19	86%
42	19	86%
43	19	86%
44	19	86%
45	19	86%
46	19	86%
47	19	86%
48	19	86%
49	19	86%
50	19	86%
51	19	86%
52	19	86%
53	19	86%
54	19	86%
55	19	86%
56	19	86%
57	19	86%
58	19	86%
59	19	86%
60	19	86%
61	19	86%
62	19	86%
63	19	86%
64	19	86%
65	19	86%
66	19	86%
67	19	86%
68	19	86%
69	19	86%
70	19	86%
71	19	86%
72	19	86%
73	19	86%
74	19	86%
75	19	86%
76	19	86%
77	19	86%
78	19	86%
79	19	86%
80	19	86%
81	19	86%
82	19	86%
83	19	86%
84	19	86%
85	19	86%
86	19	86%
87	19	86%
88	19	86%
89	19	86%
90	19	86%
91	19	86%
92	19	86%
93	19	86%
94	19	86%
95	19	86%
96	19	86%
97	19	86%
98	19	86%
99	19	86%
100	19	86%

ATTENDANCE Month March - 12 Sign. _____

Roll No.	Name of Student	07	08	09	10	11	13	14	15	16
33	SHAIKH MUSAB CHANDPASHA	A	1	2	3	4	5	6	7	8
34	SHINDALKAR ASHWINI TANAJI	A	1	2	3	4	5	6	7	8
35	SHINDE SACHIDANAND SHRIDHAR	A	1	2	3	4	5	6	7	8
36	SONVANE MAYURI MAHADEV	A	1	2	3	4	5	6	7	8
37	SUDE VIRBHADRA NIVRUTTI	A	1	2	3	4	5	6	7	8
38	SURYAWANSHI ARUN ASHOK	A	1	2	3	4	5	6	7	8
39	SWAMI VAISHNAVI DIPAK	A	1	2	3	4	5	6	7	8
40	TARDE SHIVAJI DNYANOBA	A	1	2	3	4	5	6	7	8
41	TELANGE KIRAN MOHARRAO	A	1	2	3	4	5	6	7	8
42	VEER AKASH PANDURANG	A	1	2	3	4	5	6	7	8
43	VELAPURE SAURABH VIJAYKUMAR	A	1	2	3	4	5	6	7	8
44	WAGHMARE NIKHIL NARAYAN	A	1	2	3	4	5	6	7	8
45	WAGHMARE SAGAR SANJAY	A	1	2	3	4	5	6	7	8
46	YADAV REEMA SHRIMANT	A	1	2	3	4	5	6	7	8
47	YELGATE BALAJI SANJAY	A	1	2	3	4	5	6	7	8

ATTENDANCE Month March - 12 Sign. _____

Roll No.	17	18	20	21	22	23	24	25	27	28	29	30	31	23	24	25	26	27	28	Total Attendance	%
8	A	A	A	A	A	A	A	A	A	A	A	A	A	A	A	A	A	A	A	19	86%
8	A	A	A	A	A	A	A	A	A	A	A	A	A	A	A	A	A	A	A	18	81%
8	A	A	A	A	A	A	A	A	A	A	A	A	A	A	A	A	A	A	A	19	86%
8	A	A	A	A	A	A	A	A	A	A	A	A	A	A	A	A	A	A	A	17	77%
8	A	A	A	A	A	A	A	A	A	A	A	A	A	A	A	A	A	A	A	20	90%
8	A	A	A	A	A	A	A	A	A	A	A	A	A	A	A	A	A	A	A	20	90%
8	A	A	A	A	A	A	A	A	A	A	A	A	A	A	A	A	A	A	A	20	90%
8	A	A	A	A	A	A	A	A	A	A	A	A	A	A	A	A	A	A	A	16	72%
8	A	A	A	A	A	A	A	A	A	A	A	A	A	A	A	A	A	A	A	20	90%
8	A	A	A	A	A	A	A	A	A	A	A	A	A	A	A	A	A	A	A	21	95%
8	A	A	A	A	A	A	A	A	A	A	A	A	A	A	A	A	A	A	A	18	81%
8	A	A	A	A	A	A	A	A	A	A	A	A	A	A	A	A	A	A	A	17	73%
8	A	A	A	A	A	A	A	A	A	A	A	A	A	A	A	A	A	A	A	17	77%
8	A	A	A	A	A	A	A	A	A	A	A	A	A	A	A	A	A	A	A	19	86%
8	A	A	A	A	A	A	A	A	A	A	A	A	A	A	A	A	A	A	A	20	90%



COCSIT

Remedial Attendance
2016 - 2017

Semester I / II / III / IV

Name of Lecturer : me. G. P. Pawar


Department : Biotechnology

Class and Division : B.Sc. BT FY Semester : I

Subject : English and Science Communication Skills-I

TIME TABLE

Day/Time	Theory				Practical			
					8:00 To 10:15	10:30 To 12:45	1:00 To 3:15	3:30 To 5:45
Monday								
Tuesday								
Wednesday								
Thursday								
Friday								
Saturday								
Sunday								


Principal
V.C. PRINCIPAL
College of Computer Science
and Information Technology, Latur



COCSIT

Remedial Attendance
2016 - 2017

Semester I / II / III / IV

Name of Lecturer : me. G. P. Pawar


Department : Biotechnology

Class and Division : B.Sc. BT FY Semester : I

Subject : English and Science Communication Skills-I

TIME TABLE

Day/Time	Theory				Practical			
					8:00 To 10:15	10:30 To 12:45	1:00 To 3:15	3:30 To 5:45
Monday								
Tuesday								
Wednesday								
Thursday								
Friday								
Saturday								
Sunday								


Principal
V.C. PRINCIPAL
College of Computer Science
and Information Technology, Latur

Royal Education Society's
COLLEGE OF COMPUTER SCIENCE AND INFORMATION TECHNOLOGY, LATUR.
ATTENDANCE Month March-17 Sign. Jawad

Roll No.	Name of Student	07	08	09	10	11	12	13	14	15	16
1	ADSUL MAULI TUKARAM	1	2	3	A	4	5	6	A	7	8
2	BARSAWAR PAVAN SHANKAR	1	A	2	3	4	A	5	6	A	7
3	BHALERAO KUNAL SUBHASH	A	1	2	A	3	4	A	5	6	7
4	BODKE PARMESHWAR BALIRAM	A	1	2	3	4	5	6	7	8	9
5	CHATE UDHAV BALAJI	1	A	2	3	A	4	5	6	7	8
6	CHAVAN ABARAO KANTIRAM	1	2	3	A	4	5	6	A	7	8
7	CHITKALWAR TANUSHREE BALAJI	1	A	2	3	4	A	5	6	7	8
8	DALE TEJAL GOVARDHAN	1	A	2	A	3	4	4	5	A	7
9	DHADE RUSHIKESH PRALHAD	A	1	2	3	4	A	5	6	7	8
10	GAIKWAD PRADUMN TUKARAM	1	2	A	3	4	5	6	A	7	8
11	GAIKWAD SUVARNA GOVIND	1	A	2	3	4	5	A	6	7	8
12	GAVLI POOJA ASHOK	A	1	2	3	A	4	5	6	7	8
13	GHOLAP AARTI ANAND	1	2	A	3	4	5	6	A	7	8
14	GUNALE REVATI BHANDUR	A	1	2	3	A	4	5	6	7	8
15	GURAV RUSHIKESH HINGALA	1	2	A	3	4	5	A	6	7	8
16	HANGE TUKARAM VAJNATH	A	1	A	2	A	3	4	A	5	6
17	JADHAV ATUL LIMBRAJ	A	1	2	A	3	4	A	5	6	7
18	JANGALE ABHAY SHRIHARI	1	2	A	3	4	5	6	A	7	8
19	KAMBLE AISHWARYA BHANUDAS	A	1	2	3	4	A	5	6	7	8
20	KARDILE PALLAVI GOVINDRAO	1	2	A	3	4	A	5	6	A	7
21	KHALANGRE VISHAL VYANKATRAO	A	1	2	3	4	A	5	6	7	8
22	KHURESHI NAJIB ABDULHAMIDSAB	1	A	2	3	A	4	5	A	6	7
23	KOKATE RAVI BALAJI	1	2	A	3	4	5	A	6	7	8
24	MAHAJAN GOVIND DILIPRAO	A	1	2	3	A	4	5	6	7	8
25	MHETRE SATISH VENKAT	1	A	2	3	4	A	5	6	7	8
26	MHETRE SURAJ TUKARAM	1	2	A	3	4	A	5	6	7	8
27	MURGE RUSHIKESH RAJKUMAR	A	1	2	A	3	4	5	A	6	7
28	PAI GIRIJA RAJENDRA	A	1	2	A	3	A	4	5	6	7
29	PATEL SAHIL VALI	1	2	A	3	4	5	A	6	7	8
30	RATHOD AMOL RAJENDRA	A	1	2	A	3	4	5	A	6	7
31	SHAIKH SHAHERISH MOHAMMED KHURSHID	A	1	2	3	A	4	5	A	6	7
32	SHELKE ROHIT BHAGWAN	1	2	A	3	4	A	5	6	7	8

Royal Education Society's
COLLEGE OF COMPUTER SCIENCE AND INFORMATION TECHNOLOGY, LATUR.
ATTENDANCE Month March-17 Sign. Jawad

Roll No.	17	18	20	21	22	23	24	25	27	28	29	30	31	Total Attendance	% Attendance
1	8	9	A	10	11	12	13	14	A	15	16	17	A	17	77%
2	8	9	10	11	A	12	13	14	15	16	17	18	19	19	86%
3	A	7	8	9	10	11	A	12	13	14	A	15	A	15	68%
4	9	10	11	12	13	14	15	16	17	18	19	20	21	21	95%
5	8	9	10	A	11	12	13	14	15	16	17	18	19	19	86%
6	8	A	9	10	11	12	13	14	15	16	17	18	19	19	86%
7	8	9	10	11	12	13	A	14	15	16	17	18	19	19	86%
8	8	7	8	A	9	10	11	12	13	14	15	16	17	17	77%
9	8	9	10	A	11	12	13	14	15	16	17	18	19	19	86%
10	8	A	9	10	11	12	13	14	A	15	16	17	18	18	81%
11	A	8	9	10	A	11	12	13	14	15	A	16	17	17	77%
12	8	9	10	11	A	12	13	14	A	15	16	17	18	18	81%
13	8	A	9	10	11	12	13	14	15	16	17	18	19	19	86%
14	8	9	10	A	11	12	13	14	A	15	16	18	A	18	81%
15	8	9	10	A	11	12	A	13	14	15	A	16	17	17	77%
16	6	A	7	8	9	A	10	11	12	A	13	14	15	15	68%
17	7	8	A	9	10	11	12	13	A	14	15	16	A	16	72%
18	8	9	10	11	A	12	13	14	15	16	A	17	17	17	77%
19	8	9	10	11	12	13	A	14	15	16	17	18	19	19	86%
20	8	9	10	11	A	12	13	14	15	16	17	A	18	18	81%
21	8	9	A	10	11	12	13	14	A	15	16	17	A	17	77%
22	7	A	8	9	10	A	11	12	13	14	A	15	16	16	72%
23	8	9	10	A	11	12	13	14	A	15	16	17	A	17	77%
24	8	A	9	10	11	12	A	13	14	15	A	16	17	17	77%
25	7	8	9	10	A	11	12	13	14	A	15	16	17	17	77%
26	7	A	8	9	10	11	A	12	13	14	A	15	A	15	68%
27	6	7	A	8	9	A	10	11	A	12	13	A	A	13	59%
28	A	8	9	10	11	12	13	A	14	15	16	17	17	17	77%
29	7	8	A	9	10	11	A	12	13	14	A	15	A	15	68%
30	7	8	A	9	10	11	A	12	13	A	14	15	A	15	68%
31	7	A	8	9	10	A	11	12	A	13	14	A	A	14	83%
32	7	8	9	A	10	11	12	A	13	14	15	A	16	16	72%

ATTENDANCE Month

Nov 2019

Sign.

[Signature]

Roll No.	Name of Student	07	08	09	10	11	13	14	15	16
33	SHETE BHAGVAN RAJU	A	A	A	A	A	A	A	A	A
34	SHINDE POOLA NARSHING	A	A	A	A	A	A	A	A	A
35	SOLANKE DNYANESHWAR KAMLA AKAR	A	A	A	A	A	A	A	A	A
36	SOLLINKE MAHESH PRAHLAD	A	A	A	A	A	A	A	A	A
37	SONTAKKE ARCHANA DAGDU	A	A	A	A	A	A	A	A	A
38	TAMBOLI FAISAL SALAUDDIN	A	A	A	A	A	A	A	A	A
39										
40										
41										
42										
43										
44										
45										
46										
47										
48										
49										
50										

ATTENDANCE Month

Nov 2019

Sign.

[Signature]

Roll No.	17	18	20	21	22	23	24	25	27	28	29	30	31	Total Attendance	% Attendance
33	A	A	A	A	A	A	A	A	A	A	A	A	A	16	72%
34	A	A	A	A	A	A	A	A	A	A	A	A	A	14	63%
35	A	A	A	A	A	A	A	A	A	A	A	A	A	17	77%
36	A	A	A	A	A	A	A	A	A	A	A	A	A	16	72%
37	A	A	A	A	A	A	A	A	A	A	A	A	A	17	77%
38	A	A	A	A	A	A	A	A	A	A	A	A	A	14	63%



COCSIT

Remedial Attendance
2016 - 2017

Semester I / II / III / IV

Name of Lecturer : Ms. J. T. Momin

Department : Biotechnology

Class and Division : B.Sc. BT FY Semester : I

Subject : Fundamental of Chemistry

TIME TABLE

Day/Time	Theory					Practical			
						8:00 To 10:15	10:30 To 12:45	1:00 To 3:15	3:30 To 5:45
Monday									
Tuesday									
Wednesday									
Thursday									
Friday									
Saturday									
Sunday									

Principal

I/C. PRINCIPAL

College of Computer Science
and Information Technology, Latur

Royal Education Society's
COLLEGE OF COMPUTER SCIENCE AND INFORMATION TECHNOLOGY, LATUR.
ATTENDANCE Month March-17 Sign. N. M. M.

Roll No.	Name of Student	07	08	09	10	11	13	14	15	16
1	BABLSURE DIPALI VILAS	1	2	AA	3	4	5	6	AA	AA
2	BARSAMWAR PAVAN SHANKAR	1	AA	2	3	4	AA	5	6	7
3	BHALERAO KUNAL SUBHASH	1	2	AA	AA	3	4	5	AA	7
4	CHATE UDHAV BALAJI	1	2	3	4	5	6	AA	7	8
5	CHAVAN ABARAO KANTIRAM	1	AA	2	3	4	5	6	7	8
6	DALE TEJAL GOVARDHAN	AA	1	2	3	4	5	6	7	8
7	DHADE RUSHIKESH PRALHAD	1	2	AA	AA	3	4	5	6	7
8	GAIKWAD PRADUMN TUKARAM	1	2	AA	3	4	5	6	7	8
9	GAIKWAD SUVARNA GOVIND	1	2	3	4	5	AA	6	7	AA
10	GHOLAP AARTI ANAND	1	2	3	AA	4	5	6	AA	7
11	GUNALE REVATI BHANDUR	AA	AA	AA	AA	AA	AA	AA	AA	AA
12	GUNJOTE PRADIP VISHWANATH	1	2	3	4	5	6	AA	7	8
13	GURAV RUSHIKESH HINGALA	1	2	AA	3	4	5	6	7	8
14	HANGE TUKARAM VAJNATH	1	2	3	4	5	6	7	8	9
15	JADHAV ATUL LIMBRAJ	AA	AA	AA	AA	AA	AA	AA	AA	AA
16	JANGALE ABHAY SHRIHARI	1	2	AA	3	4	5	6	7	8
17	KARDILE PALLAVI GOVINDRAO	1	AA	2	3	4	AA	5	6	7
18	KHALANGRE VISHAL VYANKATRAO	AA	AA	AA	AA	AA	AA	AA	AA	AA
19	KHURESHI NAJIB ABDULHAMIDSAB	1	2	AA	3	4	5	6	7	8
20	KOKATE RAVI BALAJI	1	AA	2	3	4	5	6	7	8
21	MAHAJAN GOVIND DILIPRAO	1	2	3	AA	4	5	6	7	8
22	MHETRE SATISH VENKAT	1	2	3	4	5	6	AA	7	8
23	MHETRE SURAJ TUKARAM	AA	1	AA	2	3	4	5	6	7
24	MORE MANOJ NAGNATH	1	2	3	AA	4	5	AA	6	AA
25	MORE PRUTHA VIRAJ SHRIMANT	1	2	AA	3	4	5	6	AA	7
26	MURGE RUSHIKESH RAJKUMAR	AA	AA	AA	AA	AA	AA	AA	AA	AA
27	PAI GIRIJA RAJENDRA	1	2	AA	3	4	AA	5	AA	6
28	PATEL ARBAZ DASTAGIR	1	AA	2	3	AA	4	AA	5	6
29	PATEL SAHIL VALI	1	2	AA	3	4	5	6	AA	7
30	PATHAN BUSHRANAJ AMIRKHAH	1	AA	2	3	AA	4	5	6	AA
31	PATIL BASWARAJ RATAN	1	AA	AA	2	AA	3	4	AA	5
32	PATIL RUDRALI SHRIKANT	AA	1	2	3	4	AA	5	6	AA

Royal Education Society's
COLLEGE OF COMPUTER SCIENCE AND INFORMATION TECHNOLOGY, LATUR.
ATTENDANCE Month March-17 Sign. N. M. M.

Roll No.	17	18	20	21	22	23	24	25	27	28	29	30	31													Total Attendance	% Attendance	
7	8	9	AA	10	11	12	AA	13	14	AA	15	16	17													17	77%	
8	9	10	11	12	AA	13	14	15	16	17	18	19	20													20	90%	
8	AA	9	10	11	12	13	AA	14	15	16	17	18	19													19	86%	
9	10	11	12	13	14	15	16	17	AA	18	19	20	21													21	95%	
9	10	11	12	13	14	15	16	17	18	19	20	AA	21													21	95%	
AA	9	10	11	AA	12	13	14	15	16	AA	17	18	19													19	86%	
8	9	10	AA	AA	11	12	13	14	15	16	17	18	19													19	86%	
9	10	11	12	13	14	15	16	17	18	19	20	21														20	90%	
8	9	10	11	12	13	14	15	16	17	18	19	20	21													21	95%	
8	9	AA	10	11	12	13	14	AA	15	16	17	18	19													19	86%	
AA	AA	AA	AA	AA	AA	AA	AA	AA	AA	AA	AA	AA	AA													0	0%	
9	10	11	12	AA	13	14	15	16	AA	17	18	19	20													20	90%	
9	10	AA	11	12	13	14	AA	15	16	17	18	19	20													22	100%	
AA	AA	AA	AA	AA	AA	AA	AA	AA	AA	AA	AA	AA	AA													0	0%	
9	10	AA	11	12	13	AA	14	15	16	AA	17	18	19													19	86%	
8	9	10	11	AA	12	13	14	15	16	17	18	AA	AA													18	81%	
AA	AA	AA	AA	AA	AA	AA	AA	AA	AA	AA	AA	AA	AA													0	0%	
9	10	AA	11	12	13	14	AA	15	16	AA	17	18	19													19	86%	
9	10	11	12	AA	13	14	15	AA	16	17	AA	18	AA													18	81%	
9	10	AA	11	12	13	14	15	16	AA	17	18	19	20													20	90%	
9	10	11	12	13	14	15	16	AA	17	18	19	20	21													18	81%	
8	9	10	AA	11	12	13	14	15	16	AA	17	18	AA													17	77%	
7	AA	8	9	10	11	AA	12	13	14	15	AA	16	17													17	77%	
AA	8	9	10	AA	11	12	13	14	AA	15	16	AA	17													0	0%	
AA	AA	AA	AA	AA	AA	AA	AA	AA	AA	AA	AA	AA	AA													18	81%	
>	8	9	10	11	AA	12	13	14	AA	15	16	17	18													15	68%	
7	AA	8	9	AA	10	AA	11	AA	12	13	AA	14	15													18	81%	
8	9	AA	10	11	AA	12	AA	13	14	15	16	17	18													16	72%	
AA	7	8	9	10	11	AA	12	13	14	AA	15	16	AA													16	72%	
6	7	8	AA	9	10	11	12	AA	13	14	AA	15	16													17	77%	
7	AA	8	9	10	11	AA	12	13	14	AA	15	16	17															

COLLEGE OF COMPUTER SCIENCE AND INFORMATION TECHNOLOGY, LATUR.

ATTENDANCE Month March-17

Sign. M. V. K.

Roll No.	Name of Student	07	08	09	10	11	13	14	15	16
33	RATHOD AMOL RAJENDRA	1	AA	2	3	4	5	6	7	8
34	SABDE KRISHANA KONDIRAM	1	AA	2	3	4	5	6	7	8
35	SHAIKH ASLEEM MOHAMAD MUSTAFA	1	AA	2	3	4	5	6	7	8
36	SHAIKH FARIHA AFSHIN MUKHTAR	1	AA	2	3	4	5	6	7	8
37	SHAIKH WASHIM DASTGIR	1	AA	2	3	4	5	6	7	8
38	SHETE BHAGAVAN RAJU	1	AA	2	3	4	5	6	7	8
39	SHINDE POOJA NARSHING	1	AA	2	3	4	5	6	7	8
40	SOLANKE DNYANESHWAR KAMLAKAR	1	AA	2	3	4	5	6	7	8
41	TAMBOLI FAISAL SALAUDDIN	1	AA	2	3	4	5	6	7	8
42	VHATKAR POOJA VIJAY									
43										
44										
45										
46										
47										
48										
49										
50										

COLLEGE OF COMPUTER SCIENCE AND INFORMATION TECHNOLOGY, LATUR.

ATTENDANCE Month March-17

Sign. M. V. K.

Roll No.	17	18	20	21	22	23	24	25	26	28	29	30	31	Total Attendance	% Attendance
33	8	9	10	11	AA	12	13	AA	14	15	AA	16	17	17	77.4%
34	AA	7	AA	AA	AA	8	9	10	AA	AA	AA	11	AA	17	77.4%
35	8	9	10	11	12	13	14	15	16	17	AA	17	AA	17	77.4%
36	8	9	10	11	12	13	14	15	16	17	AA	17	AA	17	77.4%
37	8	9	10	11	12	13	14	15	16	17	AA	17	AA	17	77.4%
38	AA	6	7	8	9	10	11	12	13	14	15	16	17	20	90.4%
39	6	7	8	9	10	11	12	13	14	15	AA	17	AA	15	68.4%
40	AA	AA	7	8	9	10	11	12	13	14	15	16	17	14	63.4%
41	AA	4	5	6	7	8	9	10	11	12	13	14	15	12	54.4%
42	8	AA	9	AA	10	11	12	13	14	15	16	17	AA	15	68.4%



COCSIT

Remedial Attendance
2016 - 2017

Semester I / II / III / IV

Name of Lecturer : Ms. V. D. Patil


Department : Computer Application

Class and Division : BCA Semester : I

Subject : Database Management System

TIME TABLE

Day/Time	Theory					Practical			
						8:00 To 10:15	10:30 To 12:45	1:00 To 3:15	3:30 To 5:45
Monday									
Tuesday									
Wednesday									
Thursday									
Friday									
Saturday									
Sunday									


V.D. Patil
Principal
College of Computer Science
and Information Technology, Latur

Royal Education Society's
 COLLEGE OF COMPUTER SCIENCE AND INFORMATION TECHNOLOGY, LATUR.
 ATTENDANCE Month March-17 Sign. ypdr

Roll No.	Name of Student	07	08	09	10	11	13	14	15	16
33	PATEL ASMA MD SHABBIR	1	A	2	3	4	5	A	6	7
34	PATHAN ABDULRAHEMAN MANMUD	A	A	1	2	3	A	4	5	6
35	RAJE AMBADAS SANJAY	1	2	3	A	4	5	6	A	7
36	SALUNKE OMKAR DINKAR	A	1	2	3	4	A	5	6	7
37	SAUDAGAR MUBASHIR MUZMIL	1	A	2	3	A	4	5	A	6
38	SHAIKH KHAJA LALA	1	2	A	3	4	A	5	6	7
39	SHAIKH MUSAB CHANDPASHA	A	1	2	3	4	A	5	6	7
40	SHINDALKAR ASHWINI TANAJI	1	2	A	3	4	A	5	6	7
41	SHINDE SACCHIDANAND SHRIDHAR	1	A	2	3	4	A	5	6	7
42	SUDE VIRBHADRA NIVRUTTI	1	2	A	3	4	5	6	7	A
43	SURYAWANSHI ARUN ASHOK	A	1	2	3	A	4	5	6	7
44	SWAMI PRATIK RAVINDRA	1	A	2	3	4	A	5	6	7
45	SWAMI VAISHNAVI DIPAK	1	2	A	3	4	5	6	A	7
46	TELANGE KIRAN MOHANRAO	1	2	3	A	4	A	5	6	A
47	VEER AKASH PANDURANG	A	1	2	A	3	4	5	A	6
48	VELAPURE SAURABH VIJAYKUMAR	1	A	2	3	A	4	A	5	A
49	YELGATE BALAJI SANJAY	1	2	A	3	4	A	5	6	7

Royal Education Society's
 COLLEGE OF COMPUTER SCIENCE AND INFORMATION TECHNOLOGY, LATUR.
 ATTENDANCE Month March-17 Sign. ypdr

Roll No.	17	18	20	21	22	23	24	25	27	28	29	30	31	Total Attendance	% Attendance
10	8	9	10	11	12	A	13	14	15	16	A	17	18	18	81%
11	7	8	A	9	10	11	12	13	14	15	16	17	18	18	81%
12	8	9	10	11	12	13	14	15	16	17	18	19	20	20	90%
13	8	9	10	A	11	12	13	14	A	15	16	17	18	18	81%
14	7	A	8	9	10	11	A	12	13	A	14	15	16	16	72%
15	8	9	10	A	11	12	13	A	14	15	16	17	18	18	81%
16	8	9	10	11	A	12	13	14	A	15	16	17	18	18	81%
17	8	A	9	10	11	A	12	13	14	A	15	A	A	15	68%
18	8	9	10	A	11	12	13	14	15	16	17	18	19	19	86%
19	8	A	9	10	11	12	13	14	15	16	17	18	19	19	86%
20	8	9	10	A	11	12	13	14	A	15	16	17	18	18	81%
21	8	A	9	10	11	12	A	13	14	15	16	A	17	17	77%
22	A	8	9	10	11	12	13	14	15	16	17	18	19	19	86%
23	7	8	A	9	10	11	12	13	14	15	16	17	18	19	86%
24	7	8	A	9	10	A	11	12	13	A	14	A	15	15	68%
25	6	7	A	8	9	10	A	11	12	A	13	14	15	17	77%
26	8	9	10	11	12	13	14	15	16	17	18	19	20	20	90%



COCSIT

Remedial Attendance
2016 - 2017

Semester I / II / III / IV

Name of Lecturer : MS - K. S. Gomaze

Department : Biotechnology


Class and Division : B.Sc. BT FY

Semester : I

Subject : Microbiology-I

TIME TABLE

Day/Time	Theory					Practical			
						8:00 To 10:15	10:30 To 12:45	1:00 To 3:15	3:30 To 5:45
Monday									
Tuesday									
Wednesday									
Thursday									
Friday									
Saturday									
Sunday									


Principal
I/C. PRINCIPAL
College of Computer Science
and Information Technology, I

COLLEGE OF COMPUTER SCIENCE AND INFORMATION TECHNOLOGY, LATUR.

ATTENDANCE Month March-17 Sign. BU

Roll No.	Name of Student	1	2	3	4	5	6	7	8	9	10	11	12	13	14	15	16
1	ADSL MAULI TUKARAM	1	2	3	4	5	6	7	8	9	10	11	12	13	14	15	16
2	BARSAWAR PAVAN SHANKAR	A	A	2	3	A	4	A	5	6	7	8	9	10	11	12	13
3	BHALERAO KUNAL SUBHASH	1	2	A	3	4	5	6	7	8	9	10	11	12	13	14	15
4	BODKE PARMESHWAR BALIRAM	1	2	A	3	4	5	6	7	8	9	10	11	12	13	14	15
5	CHATE UDHAV BALAJI	1	2	A	3	4	5	6	7	8	9	10	11	12	13	14	15
6	CHAVAN ABARAO KANTIRAM	1	2	A	3	4	5	6	7	8	9	10	11	12	13	14	15
7	CHITKALWAR TANUSHREE BALAJI	1	2	A	3	4	5	6	7	8	9	10	11	12	13	14	15
8	DALE TEJAL GOVARDHAN	1	2	A	3	4	5	6	7	8	9	10	11	12	13	14	15
9	DHADE RUSHIKESH PRALHAD	1	2	A	3	4	5	6	7	8	9	10	11	12	13	14	15
10	DORVE TANAJI DAJITATRYA	A	1	2	3	4	5	6	7	8	9	10	11	12	13	14	15
11	GAIKWAD PRADUMN TUKARAM	1	2	A	3	4	5	6	7	8	9	10	11	12	13	14	15
12	GAIKWAD SIVARNA GOVIND	1	2	A	3	4	5	6	7	8	9	10	11	12	13	14	15
13	GAVIL POOJA ASHOK	1	2	A	3	4	5	6	7	8	9	10	11	12	13	14	15
14	GHOJAP AARTI ANAND	1	2	A	3	4	5	6	7	8	9	10	11	12	13	14	15
15	GUNALE REVATI BHANDUR	A	1	2	3	4	5	6	7	8	9	10	11	12	13	14	15
16	GUNOTE PRADIP VISHWANATH	1	2	A	3	4	5	6	7	8	9	10	11	12	13	14	15
17	GURAV RUSHIKESH HINGALA	1	2	A	3	4	5	6	7	8	9	10	11	12	13	14	15
18	HANGE TUKARAM VAJINATH	1	2	A	3	4	5	6	7	8	9	10	11	12	13	14	15
19	JADHAV ATUL LIMBRAJ	1	2	A	3	4	5	6	7	8	9	10	11	12	13	14	15
20	JANGALE ABHAY SHRIRARI	1	2	A	3	4	5	6	7	8	9	10	11	12	13	14	15
21	KAMBLE AISHWARYA BHANUDAS	1	2	A	3	4	5	6	7	8	9	10	11	12	13	14	15
22	KARDILE PALLAVI GOVINDRAO	1	2	A	3	4	5	6	7	8	9	10	11	12	13	14	15
23	KASALE AKSHAYA RAVIKANT	A	1	2	3	4	5	6	7	8	9	10	11	12	13	14	15
24	KHALANGRE VISHAL VYANKATIRAO	A	1	2	3	4	5	6	7	8	9	10	11	12	13	14	15
25	KHURSESHI NAJIB ABDULHAMIDSAB	1	2	A	3	4	5	6	7	8	9	10	11	12	13	14	15
26	KOKATE RAVI BALAJI	1	2	A	3	4	5	6	7	8	9	10	11	12	13	14	15
27	MAHAJAN GOVIND DILIPRAO	1	2	A	3	4	5	6	7	8	9	10	11	12	13	14	15
28	MAHALINGE PRAKTIKSHA VIDY	1	2	A	3	4	5	6	7	8	9	10	11	12	13	14	15
29	MHETRE SATISH VENKAT	1	2	A	3	4	5	6	7	8	9	10	11	12	13	14	15
30	MHETRE SURAJ TUKARAM	1	2	A	3	4	5	6	7	8	9	10	11	12	13	14	15
31	MURGE RUSHIKESH RAJKUMAR	1	2	A	3	4	5	6	7	8	9	10	11	12	13	14	15
32	PATEL ARBAZ DASTAGIR	A	1	2	3	4	5	6	7	8	9	10	11	12	13	14	15

ATTENDANCE Month March-17 Sign. BU

Roll No.	17	18	19	20	21	22	23	24	25	26	27	28	29	30	31	Total Attendance	% Attendance
17	A	8	9	10	11	12	13	14	15	16	17	18	19	20	21	17	77%
18	8	9	10	11	12	13	14	15	16	17	18	19	20	21	22	16	72%
19	8	9	10	11	12	13	14	15	16	17	18	19	20	21	22	17	72%
20	9	10	11	12	13	14	15	16	17	18	19	20	21	22	23	20	90%
21	8	9	10	11	12	13	14	15	16	17	18	19	20	21	22	19	86%
22	8	9	10	11	12	13	14	15	16	17	18	19	20	21	22	18	81%
23	8	9	10	11	12	13	14	15	16	17	18	19	20	21	22	19	86%
24	8	9	10	11	12	13	14	15	16	17	18	19	20	21	22	19	86%
25	8	9	10	11	12	13	14	15	16	17	18	19	20	21	22	19	86%
26	8	9	10	11	12	13	14	15	16	17	18	19	20	21	22	19	86%
27	8	9	10	11	12	13	14	15	16	17	18	19	20	21	22	19	86%
28	8	9	10	11	12	13	14	15	16	17	18	19	20	21	22	19	86%
29	8	9	10	11	12	13	14	15	16	17	18	19	20	21	22	19	86%
30	8	9	10	11	12	13	14	15	16	17	18	19	20	21	22	19	86%
31	8	9	10	11	12	13	14	15	16	17	18	19	20	21	22	19	86%
32	8	9	10	11	12	13	14	15	16	17	18	19	20	21	22	19	86%

Royal Education Society's
 COLLEGE OF COMPUTER SCIENCE AND INFORMATION TECHNOLOGY, LATUR.
 ATTENDANCE Month March-17 Sign. Ball

Roll No.	Name of Student	7	8	9	10	11	13	14	15	16
33	PATEL SAHIL VALI	1	2	A	3	A	4	5	A	6
34	PATIL BASWARAJ RATAN	1	2	3	4	5	6	7	8	9
35	PHULSUNDAR MENAKA PANDURANG	1	2	3	A	4	5	A	6	7
36	PUNE RUTUJA MOHANRAO	A	1	A	2	3	A	4	5	A
37	RATHOD AMOL RAJENDRA	1	2	3	A	4	5	6	A	7
38	SABDE KRISHANA KONDIRAM	1	A	A	2	A	3	A	4	A
39	SHAIKH FARIHA AFSHIN MUKHTAR	1	2	3	A	4	A	5	A	6
40	SHAIKH NEHA JAFAR	1	A	2	3	A	4	5	6	7
41	SHERSANDE RAJESHWARI SANJAY	A	1	2	A	3	4	A	5	6
42	SHINDE POOJA NARSHING	1	A	2	3	A	4	5	A	6
43	SOLUNKE MAHESH PRALHAD	1	2	3	A	4	A	5	6	A
44	SONTAKKE ARCHANA DAGDU	1	A	2	3	A	4	5	6	7
45	VHATKAR POOJA VIJAY	1	2	A	3	4	5	A	6	7
46										
47										
48										
49										
50										

Royal Education Society's
 COLLEGE OF COMPUTER SCIENCE AND INFORMATION TECHNOLOGY, LATUR.
 ATTENDANCE Month March-17 Sign. Ball

Roll No.	17	18	20	21	22	23	24	25	27	28	29	30	31	23	24	25	26	27	28	Total Attendance	% Attendance
7	8	9	A	10	11	12	13	14	A	15	16	17								17	77.1%
10	11	12	13	14	15	16	17	18	19	20	21	22								22	100%
A	8	9	10	11	12	A	13	14	15	16	A	17								17	77.1%
7	8	A	9	10	11	12	13	A	14	15	16	17								17	77.1%
8	9	10	11	A	12	13	14	15	16	A	17	18								18	81%
A	5	A	A	6	7	A	8	A	A	9	A	10								10	45.1%
7	8	9	10	11	A	12	A	13	14	A	15	16								16	72.1%
8	A	9	10	11	12	13	14	A	15	16	17	18								17	81%
7	8	9	A	10	11	12	13	14	15	A	16	17								17	77.1%
7	8	A	9	10	A	11	12	13	14	15	A	16	17							18	81%
7	8	9	10	A	11	12	13	14	15	A	16	17								17	77.1%
A	8	9	10	11	A	12	13	14	A	15	16	17								17	77.1%
A	8	9	10	11	12	13	14	A	15	16	17	18								18	81%



COCSIT

Remedial Attendance
2016 - 2017

Semester I / II / III / IV

Name of Lecturer : M.E. V. D. Patil


Department : soft Engg.

Class and Division : B.Sc. SE FY Semester : I

Subject : Basics of Computer System

TIME TABLE

Day/Time	Theory					Practical			
						8:00 To 10:15	10:30 To 12:45	1:00 To 3:15	3:30 To 5:45
Monday									
Tuesday									
Wednesday									
Thursday									
Friday									
Saturday									
Sunday									


Principal
I/C. PRINCIPAL
College of Computer Science
and Information Technology, Latur

Sign. *V. Patil*

ATTENDANCE Month March -12

Roll No.	Name of Student	1	2	3	4	5	6	7	8	9
1	BAGWAN ATIK JABBARMIYA	1	2	3	4	5	6	7	8	9
2	BULBULE KRANTI BHALCHANDRA	1	2	3	4	5	6	7	8	9
3	CHILLE AKASH OMPRAKASH	1	2	3	4	5	6	7	8	9
4	DALAL AKASH SANJAY	1	2	3	4	5	6	7	8	9
5	DHABALE RESHMA SHIVRAJ	1	2	3	4	5	6	7	8	9
6	DHOBLE SUDARSHAN NANDU	1	2	3	4	5	6	7	8	9
7	GAIKWAD MAHESHKUMAR UDDHAVRAO	1	2	3	4	5	6	7	8	9
8	GUTTE SHANKAR YADAV	1	2	3	4	5	6	7	8	9
9	HOLKAR SHUBHANGI PRAKASH	1	2	3	4	5	6	7	8	9
10	JADHAV RUSHIKESH CHANDRAKANT	1	2	3	4	5	6	7	8	9
11	JADHAV YOGESH SHRIDHAR	1	2	3	4	5	6	7	8	9
12	KAMBLE BABASAHEB NAMDEV	1	2	3	4	5	6	7	8	9
13	KAMBLE HEMANT RATANRAO	1	2	3	4	5	6	7	8	9
14	KAMEGAONKAR BHUJIKKA NAGSEN	1	2	3	4	5	6	7	8	9
15	KANDE GOVIND JOTTINATH	1	2	3	4	5	6	7	8	9
16	KOKATE ONKAR RAMDAS	1	2	3	4	5	6	7	8	9
17	LOMATE SURAJ AJAY	1	2	3	4	5	6	7	8	9
18	MADARGAVE ABHISEK VENKAT	1	2	3	4	5	6	7	8	9
19	MORE AJAY NANDKUMAR	1	2	3	4	5	6	7	8	9
20	MULANI ERAM ABDUL RAHEMAN	1	2	3	4	5	6	7	8	9
21	MULE TEJASWINI SANJAY	1	2	3	4	5	6	7	8	9
22	NACHPALLE AMIT RAMESH	1	2	3	4	5	6	7	8	9
23	PADILE SHASHIKANT MAROTTI	1	2	3	4	5	6	7	8	9
24	PANCHAL RAVINDRA GANESH	1	2	3	4	5	6	7	8	9
25	PATEL ASIF A KARIM	1	2	3	4	5	6	7	8	9
26	PATIL SUJIT SHEKHAR	1	2	3	4	5	6	7	8	9
27	PAWAR GANESH VYANKATRAO	1	2	3	4	5	6	7	8	9
28	PAWAR YOGESH BALAJI	1	2	3	4	5	6	7	8	9
29	PIMPALKAR SIDHANT ZUMBAR	1	2	3	4	5	6	7	8	9
30	POTDAR AMARNATH NANDKISHOR	1	2	3	4	5	6	7	8	9
31	RAUDAGAR JUNED ABDUL RAJAK	1	2	3	4	5	6	7	8	9
32	RAYYED SUFIYA MAHAMADALI	1	2	3	4	5	6	7	8	9

Sign. *V. Patil*

ATTENDANCE Month March -12

Roll No.	17	18	19	20	21	22	23	24	25	26	27	28	Total Attendance	% Attendance
1	1	2	3	4	5	6	7	8	9	10	11	12	18	81.1%
2	1	2	3	4	5	6	7	8	9	10	11	12	18	81.1%
3	1	2	3	4	5	6	7	8	9	10	11	12	18	81.1%
4	1	2	3	4	5	6	7	8	9	10	11	12	18	81.1%
5	1	2	3	4	5	6	7	8	9	10	11	12	18	81.1%
6	1	2	3	4	5	6	7	8	9	10	11	12	18	81.1%
7	1	2	3	4	5	6	7	8	9	10	11	12	18	81.1%
8	1	2	3	4	5	6	7	8	9	10	11	12	18	81.1%
9	1	2	3	4	5	6	7	8	9	10	11	12	18	81.1%
10	1	2	3	4	5	6	7	8	9	10	11	12	18	81.1%
11	1	2	3	4	5	6	7	8	9	10	11	12	18	81.1%
12	1	2	3	4	5	6	7	8	9	10	11	12	18	81.1%
13	1	2	3	4	5	6	7	8	9	10	11	12	18	81.1%
14	1	2	3	4	5	6	7	8	9	10	11	12	18	81.1%
15	1	2	3	4	5	6	7	8	9	10	11	12	18	81.1%
16	1	2	3	4	5	6	7	8	9	10	11	12	18	81.1%
17	1	2	3	4	5	6	7	8	9	10	11	12	18	81.1%
18	1	2	3	4	5	6	7	8	9	10	11	12	18	81.1%
19	1	2	3	4	5	6	7	8	9	10	11	12	18	81.1%
20	1	2	3	4	5	6	7	8	9	10	11	12	18	81.1%
21	1	2	3	4	5	6	7	8	9	10	11	12	18	81.1%
22	1	2	3	4	5	6	7	8	9	10	11	12	18	81.1%
23	1	2	3	4	5	6	7	8	9	10	11	12	18	81.1%
24	1	2	3	4	5	6	7	8	9	10	11	12	18	81.1%
25	1	2	3	4	5	6	7	8	9	10	11	12	18	81.1%
26	1	2	3	4	5	6	7	8	9	10	11	12	18	81.1%
27	1	2	3	4	5	6	7	8	9	10	11	12	18	81.1%
28	1	2	3	4	5	6	7	8	9	10	11	12	18	81.1%
29	1	2	3	4	5	6	7	8	9	10	11	12	18	81.1%
30	1	2	3	4	5	6	7	8	9	10	11	12	18	81.1%
31	1	2	3	4	5	6	7	8	9	10	11	12	18	81.1%
32	1	2	3	4	5	6	7	8	9	10	11	12	18	81.1%

ATTENDANCE Month March-17 Sign. Vedra

Roll No.	Name of Student	1	2	3	4	5	6	7	8	9	10	11	12	13	14	15	16
33	SOLAPURKAR ADITI ABHIJIT	1	2	A	A	3	4	5	6	7	8	9	10	11	12	13	14
34	SONVANE SAYALI PRAVIN	1	2	A	A	3	4	5	6	7	8	9	10	11	12	13	14
35	SURYAWANSHI PRAKTA DEEPAK	1	2	A	A	3	4	5	6	7	8	9	10	11	12	13	14
36	SURYAWANSHI VINAYAK RAJENDRA	1	2	A	A	3	4	5	6	7	8	9	10	11	12	13	14
37	TALWARE DHIRAJ PRAKASH	1	2	A	A	3	4	5	6	7	8	9	10	11	12	13	14
38	WAGHMARE ABHIJEET BALAJI	1	2	A	A	3	4	5	6	7	8	9	10	11	12	13	14
39																	
40																	
41																	
42																	
43																	
44																	
45																	
46																	
47																	
48																	
49																	
50																	

ATTENDANCE Month March-17 Sign. Vedra

Roll No.	Name of Student	17	18	19	20	21	22	23	24	25	26	27	28	29	30	31	Total Attendance	% Attendance
7		17	18	19	20	21	22	23	24	25	26	27	28	29	30	31	17	77%
8		17	18	19	20	21	22	23	24	25	26	27	28	29	30	31	18	81%
9		17	18	19	20	21	22	23	24	25	26	27	28	29	30	31	20	90%
10		17	18	19	20	21	22	23	24	25	26	27	28	29	30	31	0	0%
11		17	18	19	20	21	22	23	24	25	26	27	28	29	30	31	17	77%
12		17	18	19	20	21	22	23	24	25	26	27	28	29	30	31	17	77%
13		17	18	19	20	21	22	23	24	25	26	27	28	29	30	31	17	77%
14		17	18	19	20	21	22	23	24	25	26	27	28	29	30	31	17	77%
15		17	18	19	20	21	22	23	24	25	26	27	28	29	30	31	17	77%
16		17	18	19	20	21	22	23	24	25	26	27	28	29	30	31	17	77%
17		17	18	19	20	21	22	23	24	25	26	27	28	29	30	31	17	77%
18		17	18	19	20	21	22	23	24	25	26	27	28	29	30	31	17	77%
19		17	18	19	20	21	22	23	24	25	26	27	28	29	30	31	17	77%
20		17	18	19	20	21	22	23	24	25	26	27	28	29	30	31	17	77%
21		17	18	19	20	21	22	23	24	25	26	27	28	29	30	31	17	77%
22		17	18	19	20	21	22	23	24	25	26	27	28	29	30	31	17	77%
23		17	18	19	20	21	22	23	24	25	26	27	28	29	30	31	17	77%
24		17	18	19	20	21	22	23	24	25	26	27	28	29	30	31	17	77%
25		17	18	19	20	21	22	23	24	25	26	27	28	29	30	31	17	77%
26		17	18	19	20	21	22	23	24	25	26	27	28	29	30	31	17	77%
27		17	18	19	20	21	22	23	24	25	26	27	28	29	30	31	17	77%
28		17	18	19	20	21	22	23	24	25	26	27	28	29	30	31	17	77%
29		17	18	19	20	21	22	23	24	25	26	27	28	29	30	31	17	77%
30		17	18	19	20	21	22	23	24	25	26	27	28	29	30	31	17	77%
31		17	18	19	20	21	22	23	24	25	26	27	28	29	30	31	17	77%

Sunday